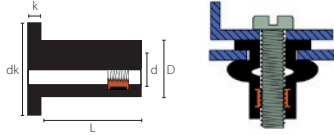





# Q-RUB-NUT

Body: **E.P.D.M. rubber**  
Flat head  
Open end

Hülse: **E.P.D.M.**  
Flachkopf  
Offen

Cuerpo: **Caucho E.P.D.M.**  
Cabeza ancha  
Abierta



d	D	L	 min - max	 Ø	dk	k	 [Nm]	shore A	code
mm	Ø	mm	mm	mm	Ø	min			
<b>M3</b>	7.9	12.6	0.4 - 4.0	8.0	11.0	1.2	0.25 - 0.50	60	<b>02EP11F0301</b>
<b>M4</b>	7.9	12.6	0.4 - 4.0	8.0	11.0	1.2	0.25 - 0.40	70	<b>02EP11F0401</b>
<b>M5</b>	9.6	14.1	0.4 - 4.9	9.7	12.7	0.9	0.35 - 0.50	60	<b>02EP11F0501</b>
		21.5	4.0 - 10.0		14.0	0.9	0.30 - 0.90	60	<b>02EP11F0502</b>
<b>M6</b>	12.7	16.0	0.4 - 4.0	12.8	16.0	1.3	0.60 - 1.00	60	<b>02EP11F0601</b>
		21.1	0.8 - 4.7		19.0	4.7	0.80 - 1.00	70	<b>02EP11F0602</b>
		26.7	6.4 - 11.5		16.3	2.0	0.80 - 1.00	70	<b>02EP11F0603</b>
<b>M8</b>	15.9	18.3	0.4 - 4.0	16.0	21.5	3.2	1.00 - 1.50	60	<b>02EP11F0801</b>
		27.9	3.95 - 9.5			5.7	1.00 - 1.60	60	<b>02EP11F0802</b>
<b>M10</b>	19.05	27.0	4.0 - 11.0	19.15	29.5	4.75	4.50 - 5.50	60	<b>02EP11F1001</b>