

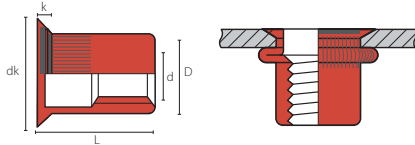
Q-NUT STANDARD

Body: **Stainless Steel A2**
Countersunk head
Open end

Hülse: **Edelstahl A2**
Senkkopf
Offen

Cuerpo: **Inox A2**
Cabeza avellanada
Abierta

Larger grip range on request



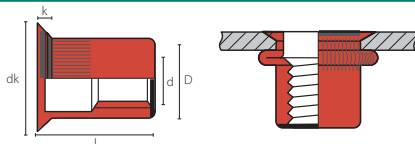
d	D	L	 min - max	 Ø	dk	k	 [Nm]	 [N]	code
	Ø		mm	mm	Ø	min			
	mm	mm	mm	mm	mm	mm			
M4	5.9	11.5	1.5 - 3.5	6.0	9.0	1.5	3.0	6800	02SS01C0401
M5	6.9	13.5	1.5 - 4.0	7.0	10.0	1.5	6.0	10000	02SS01C0501
M6	8.9	16.0	1.5 - 4.5	9.0	12.0	1.5	10.0	15000	02SS01C0601
M8	10.9	19.0	1.5 - 4.5	11.0	14.0	1.5	24.0	27000	02SS01C0801
M10	12.9	21.0	1.5 - 4.5	13.0	16.0	1.5	48.0	37000	02SS01C1001




Body: **Stainless Steel A2**
Countersunk head
Closed end

Hülse: **Edelstahl A2**
Senkkopf
Geschlossen

Cuerpo: **Inox A2**
Cabeza avellanada
Cerrada

Larger grip range on request



d	D	L	 min - max	 Ø	dk	k	 [Nm]	 [N]	code
	Ø		mm	mm	Ø	min			
	mm	mm	mm	mm	mm	mm			
M4	5.9	17.5	1.5 - 3.5	6.0	9.0	1.5	3.0	6800	02SS02C0401
M5	6.9	20.5	1.5 - 4.0	7.0	10.0	1.5	6.0	10000	02SS02C0501
M6	8.9	23.5	1.5 - 4.5	9.0	12.0	1.5	10.0	15000	02SS02C0601
M8	10.9	28.0	1.5 - 4.5	11.0	14.0	1.5	24.0	27000	02SS02C0801
M10	12.9	36.0	1.5 - 4.5	13.0	16.0	1.5	48.0	37000	02SS02C1001