

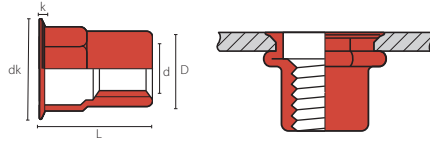
# Q-NUT SEMI HEXAGON





Body: **Stainless Steel A2**  
Reduced countersunk head  
Open end

Hülse: **Edelstahl A2**  
Kleiner Mini Senkkopf  
Offen

Cuerpo: **Inox A2**  
Cabeza reducida  
Abierta

Larger grip range on request



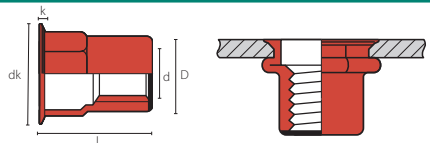
d	D	L	 min - max	 sw	dk	k	 [Nm]	 [N]	code
	Ø	mm	mm	mm	Ø	min			
M3	4.9	8.5	0.5 - 1.5	5.0	6.0	0.4	1.0	4900	02SS03R0301
M4	5.9	12.0	0.5 - 2.0	6.0	7.0	0.5	3.0	6800	02SS03R0401
M4	5.9	13.0	3.0 - 4.0	6.0	7.0	0.5	3.0	6800	02SS03R0402
M5	6.9	14.0	0.5 - 3.0	7.0	8.0	0.5	6.0	10000	02SS03R0501
M5	6.9	15.0	3.0 - 4.5	7.0	8.0	0.5	6.0	10000	02SS03R0502
M6	8.9	16.0	0.5 - 3.0	9.0	10.0	0.6	10.0	15000	02SS03R0601
M6	8.9	18.0	3.0 - 5.5	9.0	10.0	0.6	10.0	15000	02SS03R0602
M8	10.9	17.5	0.5 - 3.0	11.0	12.0	0.6	24.0	27000	02SS03R0801
M8	10.9	19.5	3.0 - 6.0	11.0	12.0	0.6	24.0	27000	02SS03R0802
M10	12.9	21.0	1.0 - 3.5	13.0	14.0	0.7	48.0	37000	02SS03R1001
M10	12.9	23.0	3.5 - 6.0	13.0	14.0	0.7	48.0	37000	02SS03R1002
M12	15.9	24.0	1.0 - 4.0	16.0	17.1	0.8	82.0	54000	02SS03R1201





Body: **Stainless Steel A2**  
Reduced countersunk head  
Closed end

Hülse: **Edelstahl A2**  
Kleiner Mini Senkkopf  
Geschlossen

Cuerpo: **Inox A2**  
Cabeza reducida  
Cerrada

Larger grip range on request



d	D	L	 min - max	 sw	dk	k	 [Nm]	 [N]	code
	Ø	mm	mm	mm	Ø	min			
M4	5.9	16.5	0.5 - 2.0	6.0	7.0	0.5	3.0	6800	02SS04R0401
M5	6.9	19.5	0.5 - 3.0	7.0	8.0	0.5	6.0	10000	02SS04R0501
M6	8.9	22.5	0.5 - 3.0	9.0	10.0	0.6	10.0	15000	02SS04R0601
M8	10.9	25.5	0.5 - 3.0	11.0	12.0	0.6	24.0	27000	02SS04R0801
M10	12.9	35.5	1.0 - 3.5	13.0	14.0	0.7	48.0	37000	02SS04R1001