

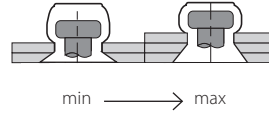
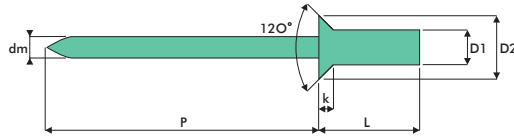
# Q-SEALED







Body: **Aluminium 1050**  
 Stem: **Aluminium EN AW-2007**  
 Countersunk head

Hülse: **Aluminium 1050**  
 Dorn: **Aluminium EN AW-2007**  
 Senkkopf

Cuerpo: **Aluminio 1050**  
 Vástago: **Aluminio EN AW-2007**  
 Remache avellanada



Similar DIN EN ISO 15974

D1	L	 min - max	 Ø	D2	k max.	dm ref.	p min.	 [N]	 [N]	code
	mm	mm	mm	mm	mm	mm	mm	[N]	[N]	
3.2	7.5	1.5 - 3.5	3.3	5.9	1.3	1.80	26	540	460	20AA43207
	9.0	3.5 - 4.5								20AA43209
	10.5	4.5 - 6.5								20AA43210
4.0	9.5	2.0 - 5.0	4.1	8.0	1.3	2.20	27	760	720	20AA44009
	11.0	5.0 - 6.5								20AA44011
	12.5	6.0 - 8.0								20AA44012
4.8	9.5	2.5 - 4.5	4.9	9.3	1.6	2.65	28	1400	1000	20AA44809
	11.0	4.5 - 6.0								20AA44811
	12.5	6.0 - 7.5								20AA44812
	14.0	7.5 - 9.0								20AA44814
	15.5	9.0 - 10.5								20AA44815
	17.0	10.5 - 12.0								20AA44817
19.0	12.0 - 14.0								20AA44819	