

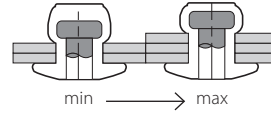
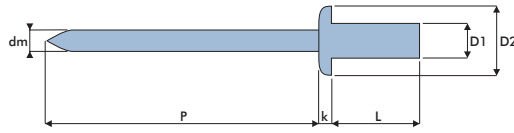
Q-SEALED






Body: **Steel C2C**
 Stem: **Steel AISI 1044**
 Dome head

Hülse: **Stahl C2C**
 Dorn: **Stahl AISI 1044**
 Flachrundkopf

Cuerpo: **Acero C2C**
 Vástago: **Acero AISI 1044**
 Remache alomada



DIN EN ISO 15976

| D1 | L |  min - max |  Ø | D2 | k max. | dm ref. | p min. |  [N] |  [N] | code |
|-------------|-------------|--|--|-----|-----------|------------|-----------|--|--|------------------|
| | mm | mm | mm | mm | mm | mm | mm | [N] | [N] | |
| 3.2 | 6.0 | 0.5 - 1.5 | 3.3 | 6.1 | 2.0 | 1.90 | 26 | 2200 | 1600 | 20SS13206 |
| | 8.0 | 1.5 - 3.0 | | | | | | | | 20SS13208 |
| | 9.5 | 3.0 - 5.0 | | | | | | | | 20SS13209 |
| | 12.0 | 5.0 - 6.5 | | | | | | | | 20SS13212 |
| 4.0 | 6.0 | 0.5 - 1.5 | 4.1 | 8.0 | 1.3 | 2.30 | 27 | 2500 | 2200 | 20SS14006 |
| | 8.0 | 1.5 - 3.0 | | | | | | | | 20SS14008 |
| | 9.5 | 2.5 - 4.5 | | | | | | | | 20SS14009 |
| | 10.0 | 3.0 - 5.0 | | | | | | | | 20SS14010 |
| | 12.0 | 5.0 - 6.5 | | | | | | | | 20SS14012 |
| 4.8 | 15.0 | 6.5 - 10.5 | | | | | | | | 20SS14015 |
| | 8.0 | 1.0 - 3.0 | 4.9 | 9.5 | 1.5 | 2.90 | 28 | 3800 | 2900 | 20SS14808 |
| | 9.5 | 3.0 - 4.5 | | | | | | | | 20SS14809 |
| | 12.0 | 4.5 - 6.0 | | | | | | | | 20SS14812 |
| 16.0 | 6.0 - 10.5 | | | | | | | | 20SS14816 | |