



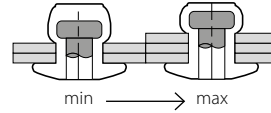
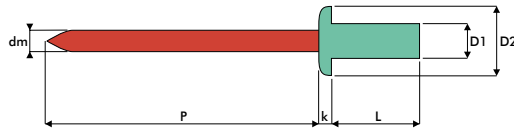
Body: **Aluminium**
Stem: **Stainless Steel A2**
Dome head







Hülse: **Aluminium**
Dorn: **Edelstahl A2**
Flachrundkopf



Cuerpo: **Aluminio**
Vástago: **Inox A2**
Remache alomada



Similar DIN EN ISO 15973

D1	L	 min - max	 mm	D2	k max.	dm ref.	p min.	 [N]	 [N]	code
mm	mm	mm	mm	mm	mm	mm	mm	[N]	[N]	
3.2	6.5	0.5 - 2.0	3.3	6.1	2.5	1.75	26	1450	1100	20AX13206
	8.0	2.0 - 3.5								20AX13208
	9.5	3.5 - 5.0								20AX13209
	11.0	5.0 - 6.5								20AX13211
	12.5	6.5 - 8.0								20AX13212
4.0	8.0	1.0 - 3.5	4.1	8.0	1.5	2.15	27	2200	1600	20AX14008
	9.5	3.5 - 4.5								20AX14009
	11.0	4.5 - 6.5								20AX14011
	12.5	6.5 - 8.0								20AX14012
	14.0	8.0 - 9.5								20AX14014
	16.0	9.5 - 11.0								20AX14016
	18.0	11.0 - 13.0								20AX14018
4.8	8.0	1.0 - 3.0	4.9	9.6	1.7	2.63	28	3100	2200	20AX14808
	9.5	3.0 - 4.5								20AX14809
	11.0	4.5 - 6.0								20AX14811
	12.5	6.0 - 7.5								20AX14812
	14.0	7.5 - 9.0								20AX14814
	16.0	9.0 - 11.0								20AX14816
	18.0	11.0 - 13.0								20AX14818
	21.0	13.0 - 16.0								20AX14821
	25.0	16.0 - 20.0								20AX14825