

# Q-SEALED



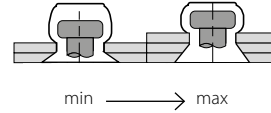
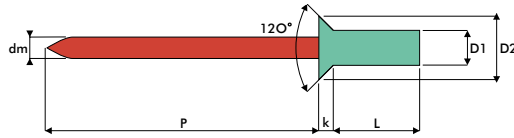
Body: **Aluminium**  
Stem: **Stainless Steel A2**  
Countersunk head







Hülse: **Aluminium**  
Dorn: **Edelstahl A2**  
Senkkopf



Cuerpo: **Aluminio**  
Vástago: **Inox A2**  
Remache avellanada



Similar DIN EN ISO 15974

D1	L	 min - max		D2	k max.	dm ref.	p min.	 [N]	 [N]	code
mm	mm	mm	mm	mm	mm	mm	mm	[N]	[N]	
3.2	7.5	1.5 - 3.5	3.3	5.9	1.3	1.75	26	1450	1100	20AX43207
	9.0	3.5 - 4.5								20AX43209
	10.5	4.5 - 6.5								20AX43210
4.0	9.5	2.0 - 5.0	4.1	8.0	1.6	2.15	27	2200	1600	20AX44009
	11.0	5.0 - 6.5								20AX44011
	12.5	6.0 - 8.0								20AX44012
4.8	9.5	2.5 - 4.5	4.9	9.3	1.6	2.63	28	3100	2200	20AX44809
	11.0	4.5 - 6.0								20AX44811
	12.5	6.0 - 7.5								20AX44812
	14.0	7.5 - 9.0								20AX44814
	15.5	9.0 - 10.5								20AX44815
	17.0	10.5 - 12.0								20AX44817
19.0	12.0 - 14.0								20AX44819	